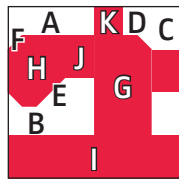




unfinished size:
3 1/2" x 3 1/2"



unfinished size:
6 1/2" x 6 1/2"



unfinished size:
9 1/2" x 9 1/2"



Cutting:

	3" Block	6" Block	9" Block
Background	A 1 - 1" x 2" rectangle B 2 - 1" x 1 1/2" rectangles C 2 - 1" x 1 1/4" rectangles D 1 - 1" square E 1 - 1" square F 3 - 3/4" squares	1 - 1 1/2" x 3 1/2" rectangle 2 - 1 1/2" x 2 1/2" rectangles 2 - 1 1/2" x 2" rectangles 1 - 1 1/2" square 1 - 1 1/2" square 3 - 1" squares	1 - 2" x 5" rectangle 2 - 2" x 3 1/2" rectangles 2 - 2" x 2 3/4" rectangles 1 - 2" square 1 - 2" square 3 - 1 1/4" squares
Print	G 1 - 1 1/2" x 2 1/4" rectangle H 1 - 1 1/2" x 1 3/4" rectangle I 1 - 1 1/4" x 3 1/2" rectangle J 2 - 1" x 1 1/4" rectangles K 1 - 1" square	1 - 2 1/2" x 4" rectangle 1 - 2 1/2" x 3" rectangle 1 - 2" x 6 1/2" rectangle 2 - 1 1/2" x 2" rectangles 1 - 1 1/2" square	1 - 3 1/2" x 5 3/4" rectangle 1 - 3 1/2" x 4 1/4" rectangle 1 - 2 3/4" x 9 1/2" rectangle 2 - 2" x 2 3/4" rectangles 1 - 2" square

Use 1/4" seams and press open throughout.

Sizes listed as (3" size) [6" size] {9" size}

Block Assembly:

Assemble the Fabric A rectangle, the Fabric K square and the Fabric D square.

Top Sewing Machine Unit should measure
(1" x 3") [1 1/2" x 5 1/2"] {2" x 8"}.



Draw a diagonal line on the wrong side of the Fabric F squares and the Fabric E square.

With right sides facing, layer a Fabric F square on the top left corner of the Fabric H rectangle.

Stitch on the drawn line and trim 1/4" away from the seam.



Repeat on the bottom left corner with a Fabric F square and the bottom right corner with the Fabric E square.

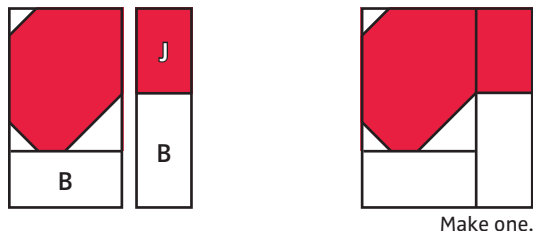
Sewing Machine Front Unit should measure

(1 1/2" x 1 3/4") [2 1/2" x 3"] {3 1/2" x 4 1/4"}.



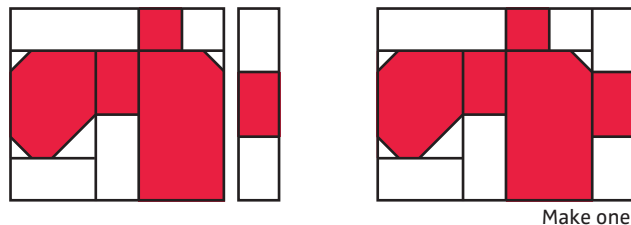
Assemble Unit.

Left Sewing Machine Unit should measure
(2" x 2 1/4") [3 1/2" x 4"] {5" x 5 3/4"}.



Assemble Unit.

Sewing Machine Unit should measure
(2 3/4" x 3 1/2") [5" x 6 1/2"] {7 1/4" x 9 1/2"}.



With right sides facing, layer a Fabric F square on the top right corner of the Fabric G rectangle.

Stitch on the drawn line and trim 1/4" away from the seam.

Center Sewing Machine Unit should measure

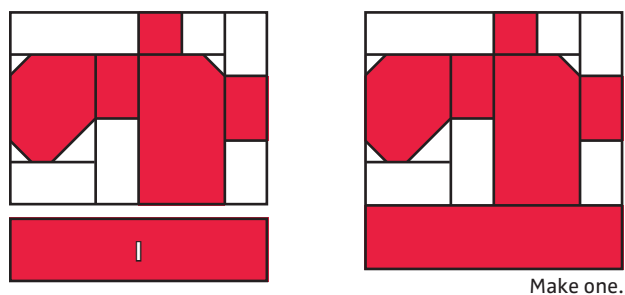
(1 1/2" x 2 1/4") [2 1/2" x 4"] {3 1/2" x 5 3/4"}.



Assemble Block.

Inspire Block should measure

(3 1/2" x 3 1/2") [6 1/2" x 6 1/2"] {9 1/2" x 9 1/2"}.



Assemble two Fabric C rectangles and one Fabric J rectangle.

Right Sewing Machine Unit should measure

(1" x 2 3/4") [1 1/2" x 5"] {2" x 7 1/4"}.

